

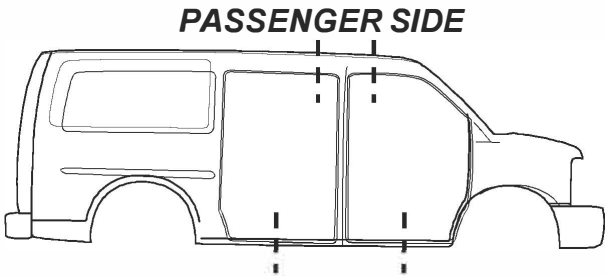
FULL SIZE—VAN CUT SHEET

PLEASE COMPLETE THE INFORMATION BELOW AND MARK VEHICLE IMAGES AT DESIRED CUT POINTS. THANK YOU.

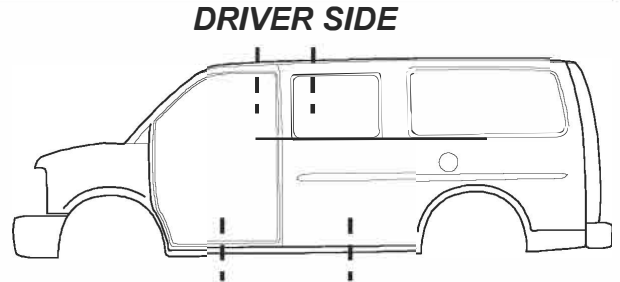


Cornell's Auto Parts, LLC
62 South Greenfield Rd
Greenfield Center, NY 12833
518-893-0151

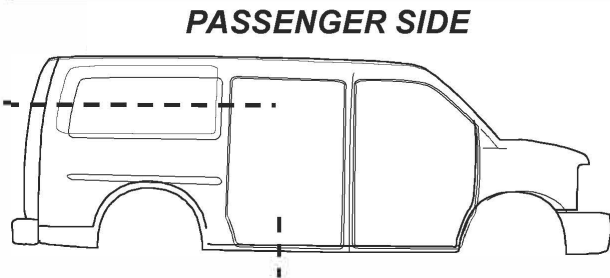
Date: _____ To: _____
Fax #: _____ Year: _____
Make: _____ Model: _____
CAS W.O. # _____ P.O. #: _____
VIN #: _____



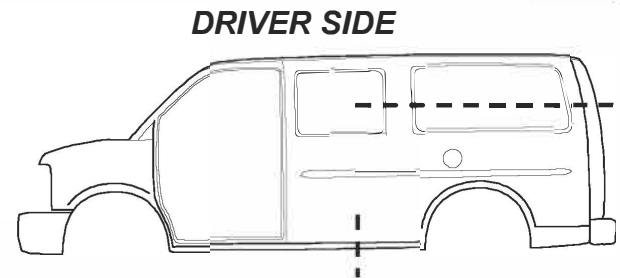
**CENTER
POST
CUT**



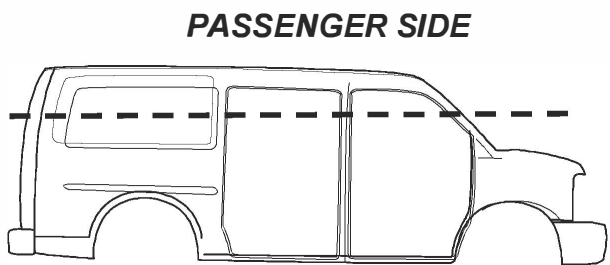
STANDARD POST CUT = 6 INCHES BOTH DIRECTIONS AT TOP POST, HALFWAY THROUGH EACH BOTTOM DOOR OPENING



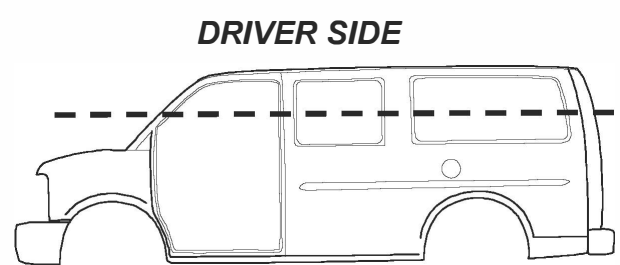
**1/4
PANEL
CUT**



STANDARD 1/4 PANEL CUT = HALFWAY DOWN THE SAIL PANEL AND HALFWAY THROUGH EACH BOTTOM DOOR OPENING.

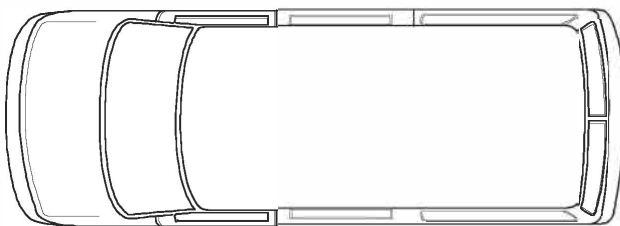


**ROOF
CUT**



STANDARD ROOF CUT = HALFWAY DOWN EACH POST

MARK THIS PICTURE FOR DEPTH OF CUT



*****PLEASE READ AND SIGN BELOW*****

CUT PANELS, INCLUDING STANDARD CUTS DESCRIBED ABOVE, ARE LABOR INTENSIVE (CUSTOM CUTS ARE AVAILABLE). BE ADVISED, SHOULD YOUR FIRM CHOOSE TO RETURN THIS PART AFTER SIGNING BELOW, THERE WILL BE A FEE OF \$155.00. THIS FEE WILL OFFSET THE COST OF CUTTING AND MANAGEMENT OF THE PART. PLEASE ADVISE INSURANCE COMPANY ACCORDINGLY.

SIGN BELOW TO APPROVE THE PROCESSING OF THE CUT.

NOTES: _____

SIGNATURE OF CLIENT _____

INDICATE THE DEPTH OF THE CUT INTO THE
FLOOR _____ INCHES